

Write your name here

Surname

Other names

Edexcel

International GCSE

Centre Number

--	--	--	--	--	--

Candidate Number

--	--	--	--	--

Economics

Paper 1

Wednesday 22 May 2013 – Afternoon

Time: 2 hours 30 minutes

Paper Reference

4EC0/01

You do not need any other materials.

Total Marks

Instructions

- Use **black** ink or ball-point pen.
- **Fill in the boxes** at the top of this page with your name, centre number and candidate number.
- Answer **all** questions.
- Answer the questions in the spaces provided – *there may be more space than you need.*

Information

- The total mark for this paper is 120.
- The marks for **each** question are shown in brackets – *use this as a guide as to how much time to spend on each question.*
- Calculators may be used.

Advice

- Read each question carefully before you start to answer it.
- Keep an eye on the time.
- Try to answer every question.
- Check your answers if you have time at the end.

Turn over ►

P42235A

©2013 Pearson Education Ltd.

1/1/1/1/1/1



PEARSON

Answer ALL questions

Some questions must be answered with a cross ☒. If you change your mind about an answer, put a line through the box ☒ and then mark your new answer with a cross ☒.

- 1** The world price of a barrel of crude oil (which can be refined into petrol and diesel) increased by almost 50% from January 2010 to January 2012.

Figures 1a and 1b show the demand and supply of crude oil.

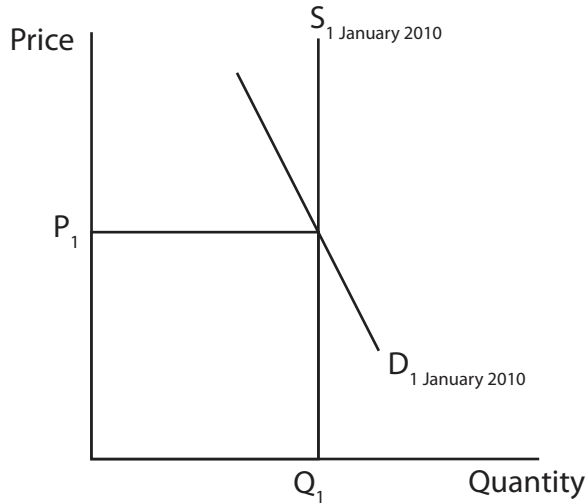


Figure 1a

- (a) (i) Identify and briefly explain **one** supply factor which could have led to the increase in the world price of crude oil from January 2010 to January 2012.

(2)

.....

.....

.....

.....

- (ii) On Figure 1a above, draw a new supply curve S_2 to show the effect of the supply factor identified in (a) (i).

(1)

- (iii) Identify and briefly explain **one** demand factor which could have led to the increase in the world price of crude oil from January 2010 to January 2012.

(2)

.....

.....

.....

.....



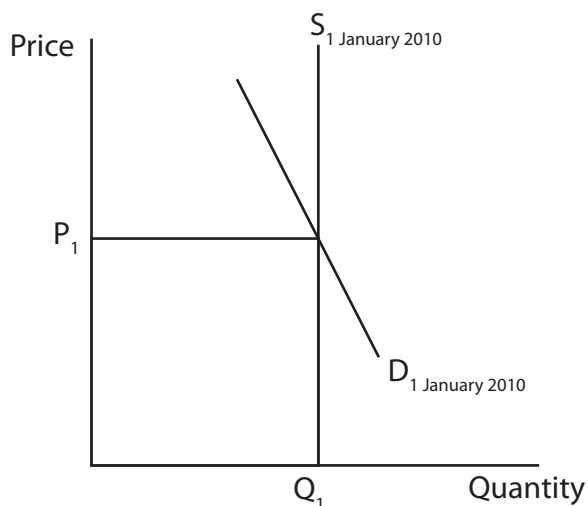


Figure 1b

(iv) On Figure 1b above, draw a new demand curve D_2 to show the effect of the demand factor identified in (a)(iii). (1)

(b) Nigeria is an oil producing country. In January 2012 the government of Nigeria announced plans to end its subsidy on petrol and diesel.

(i) What is meant by a 'subsidy'? (2)

.....

.....

.....

.....

The Nigerian government stated that some of the money it would have spent on subsidies would now be spent on improving the infrastructure of Nigeria.

(ii) Choosing to spend money on infrastructure rather than expenditure on subsidies is an example of (1)

- taxation
- opportunity cost
- monetary policy



(iii) Identify **one** possible item of government expenditure on infrastructure.

(1)

In most countries the demand for petrol and diesel is price inelastic.

(c) (i) Define price elasticity of demand.

(2)

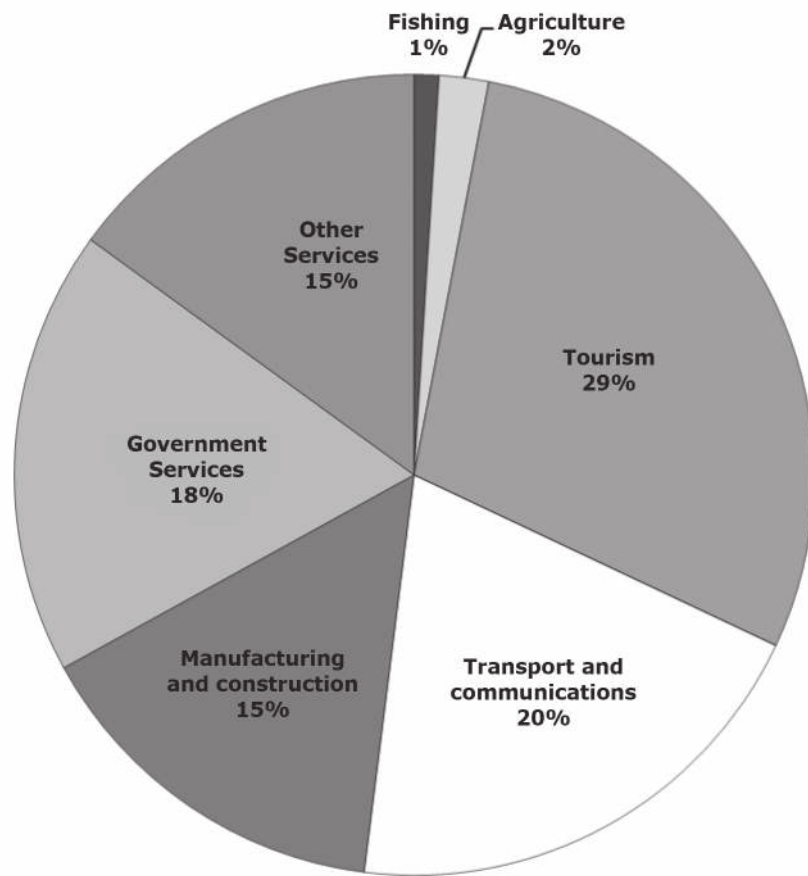
(ii) Identify and briefly explain **two** factors which might cause the demand for petrol and diesel to be price inelastic in a country.

(4)



- 2 Figure 2a shows the estimated percentages of Gross Domestic Product (GDP) contributed by different sectors in the Maldives' economy in 2012.

Estimated percentages of GDP in 2012



(Source: © 2007, Republic of Maldives, United Nations Development Programme)

Figure 2a

- (a) (i) Using the data in Figure 2a, which sector contributes the most to the GDP of the Maldives? (1)

- (ii) Identify the sector of the Maldives' economy shown in Figure 2a which includes
- 1 the police (1)

- 2 the production of hand woven mats. (1)



(iii) Using the data in Figure 2a identify the smallest economic sector of the Maldives' economy. (1)

- Primary Sector
- Secondary Sector
- Tertiary Sector

(iv) With reference to Figure 2a explain your answer to (a)(iii). (2)

.....

.....

.....

.....

(b) Until 2006 Dhiraagu was the only telecommunications company in the Maldives. In 2006 another telecommunications company, Wataniya Telecom, became operational and began to compete in the market.

(i) Before 2006 the telecommunications industry in the Maldives could be described as a monopoly. After 2006 the industry could be described as being (1)

- more competitive
- in the public sector
- less competitive
- illegal

(ii) Monopolies are always disadvantageous for consumers.
To what extent do you agree? Give reasons for your answers. (6)

.....

.....

.....

.....

.....

.....



(d) In March 2012 Nissan announced that its new car would be built at its factory in the UK. Nissan will invest £125 million in the project and the UK government will provide a further £9.3 million grant from the Regional Growth Fund.

(i) Distinguish between a government loan and a government grant.

(3)

.....

.....

.....

.....

.....

.....

.....

.....

.....

(ii) **Apart from loans and grants**, identify and explain **two** incentives a government could use to encourage firms to set up in a particular region of the country.

(4)

.....

.....

.....

.....

.....

.....

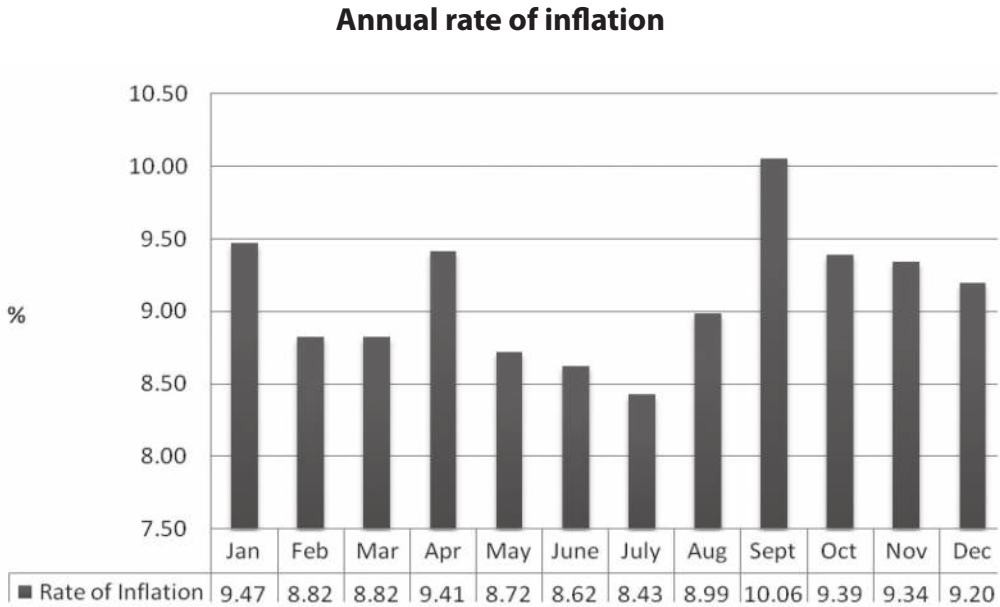
.....

.....

.....



3 Figure 3a shows the annual rate of inflation in India in 2011.



(Source: © <http://www.inflation.eu/inflation-rates/india/current-cpi-inflation-india.aspx>)

Figure 3a

(a) (i) What is meant by 'inflation'?

(2)

.....

.....

.....

.....

(ii) With reference to Figure 3a, explain what happened to prices in India between April 2011 and July 2011.

(3)

.....

.....

.....

.....

.....

.....

.....

.....



(b) Figure 3b shows the Reserve Bank of India's rate of interest during 2011.

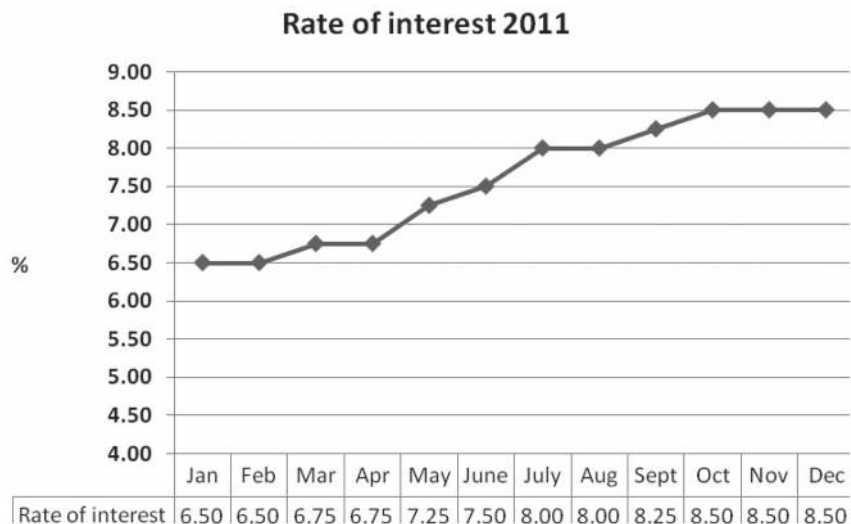


Figure 3b

(i) How many times did the rate of interest change during 2011?

(1)

(ii) Referring to the data in Figure 3a and Figure 3b, examine the impact of the changes in interest rates on inflation. Give reasons for your answer.

(5)



(c) Governments have five major macroeconomic objectives.

(i) Complete the following list of major macroeconomic objectives.

(2)

1 Low and stable inflation

2 Economic growth

3 Healthy balance of payments on current account

4

5



Table 3c shows the balance of payments on current account of two countries. Complete the table.

	Country A	Country B
	\$bn	\$bn
Visible exports	145	115
Visible imports	160	113
Balance of (ii) (1)	-15	2
Invisible exports	54	20
Invisible imports	41	17
Balance on invisibles	13	3
Balance of payments on current account	(iii) (1)	5

Table 3c

(iv) In Table 3c, which country has a healthier balance of payments on current account? (1)

- Country A
- Country B

(v) With reference to Table 3c explain your answer to c(iv). (2)

.....

.....

.....

.....



- 4 Figure 4a shows the exchange rate of the British Pound (GBP) in terms of Indian Rupees (INR) between April 2011 and February 2012.

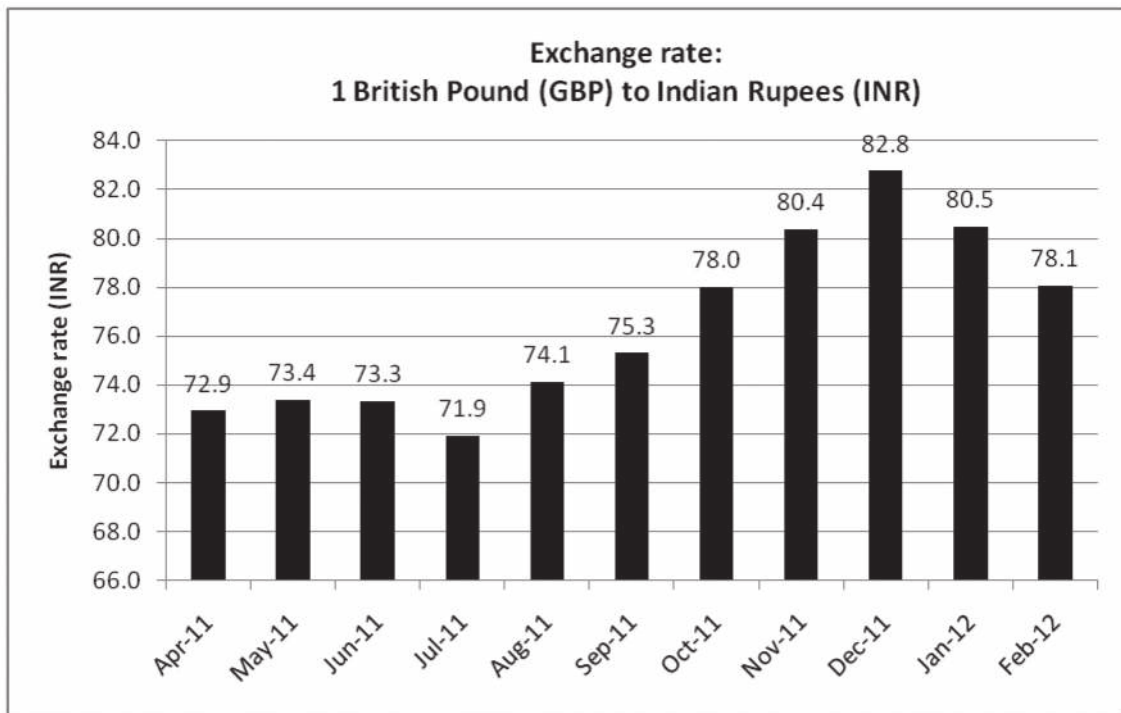


Figure 4a

- (a) (i) How many Indian rupees could be exchanged for £100 in December 2011? (1)
-
- (ii) Between which two months did the exchange rate change by the smallest amount? (1)
-
- (iii) Between July 2011 and December 2011 the value of the British Pound (GBP) in terms of Indian Rupees (INR) (1)
- Appreciated
 - Depreciated
 - Stayed the same



(ii) With reference to the data in Table 4b briefly explain why international debt in the Central African Republic was a greater problem than in China in 2010.

(4)

.....

.....

.....

.....

.....

.....

.....

.....

(iii) Which of the following does not loan money to countries?

(1)

- International Monetary Fund (IMF)
- World Trade Organisation (WTO)
- European Central Bank (ECB)



(c) In 2012 Somalia applied to join the East African Community (EAC), a customs union of five East African countries.

(i) Briefly describe **two** main characteristics of a customs union.

(4)

.....

.....

.....

.....

.....

.....

.....

.....

.....

.....



BLANK PAGE

Every effort has been made to contact copyright holders to obtain their permission for the use of copyright material. Edexcel, a product of Pearson Education Ltd. will, if notified, be happy to rectify any errors or omissions and include any such rectifications in future editions.

